

POSOL

PAINT COLOUR GUIDE

2022

Introduction

At Port Solent there are four distinct housing types which were built by three different developers during a twelve year period between 1988 and 2000. Each developer imposed a number of covenants upon owners as each construction phase was completed.

The house deeds contain restrictions on external colours and POSOL's approval is required for any deviation from the specified colours.

The deeds were written between 20 and 30 years ago and colours that were popular, and easily available, at that time can now be difficult to obtain. While the deeds do include the relevant British Standard (BS number) not all local suppliers recognise the BS number for colour matching.

This paint guide therefore includes colours that POSOL considers are reasonable substitutes for the colours specified in the covenants. Most suppliers will be able to mix to NCS colours

This **POSOL Paint Colour Guide** shows typical elevations of each housing type with various colours identified on each elevation.

Appendix 1 - Port Solent House Paint Colour Schedule.

Appendix 2 - Paint colours and suppliers.

Appendix 3 - Names and addresses of local paint suppliers who have provided the paints.

The Port Solent Estate is enhanced by the architectural synergy between the houses together with their coordinated colour schemes. It only takes one non-compliant house to destroy the overall image, which is why these covenants are so important.

PORT SOLENT

CONSTRUCTION PHASES

HOUSING TYPES

Type A

	No.
Sennen Place	35
Carne Place	34
Kelsey Head	11
Newlyn Way	71
Carbis Close	30
Cadgwith Place	30
Holywell Drive	5

Type B

Tintagel Way	65
--------------	----

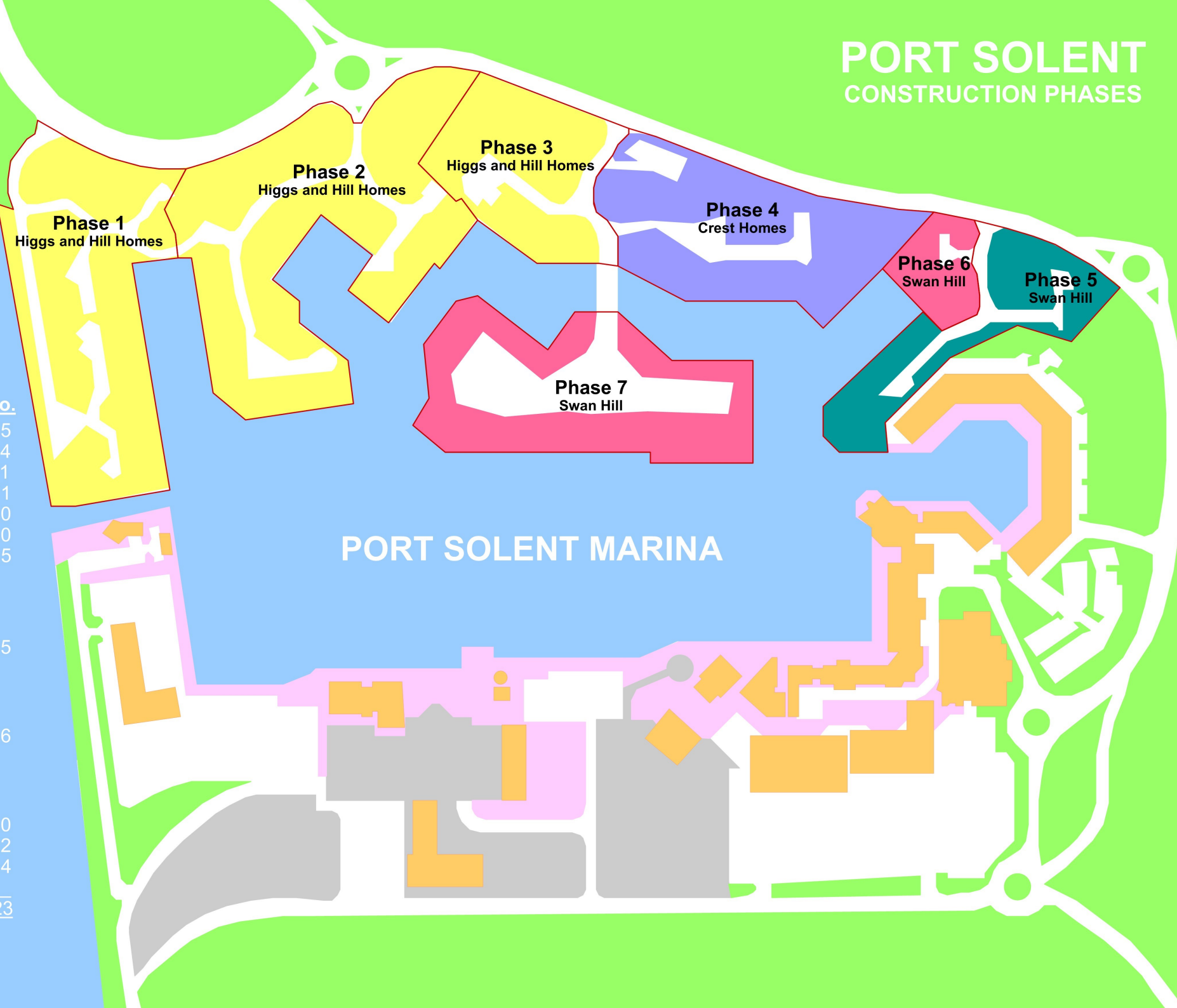
Type C

Coverack Way	36
--------------	----

Type D

Bryher Island	90
Mullion Close	12
Coverack Way	4

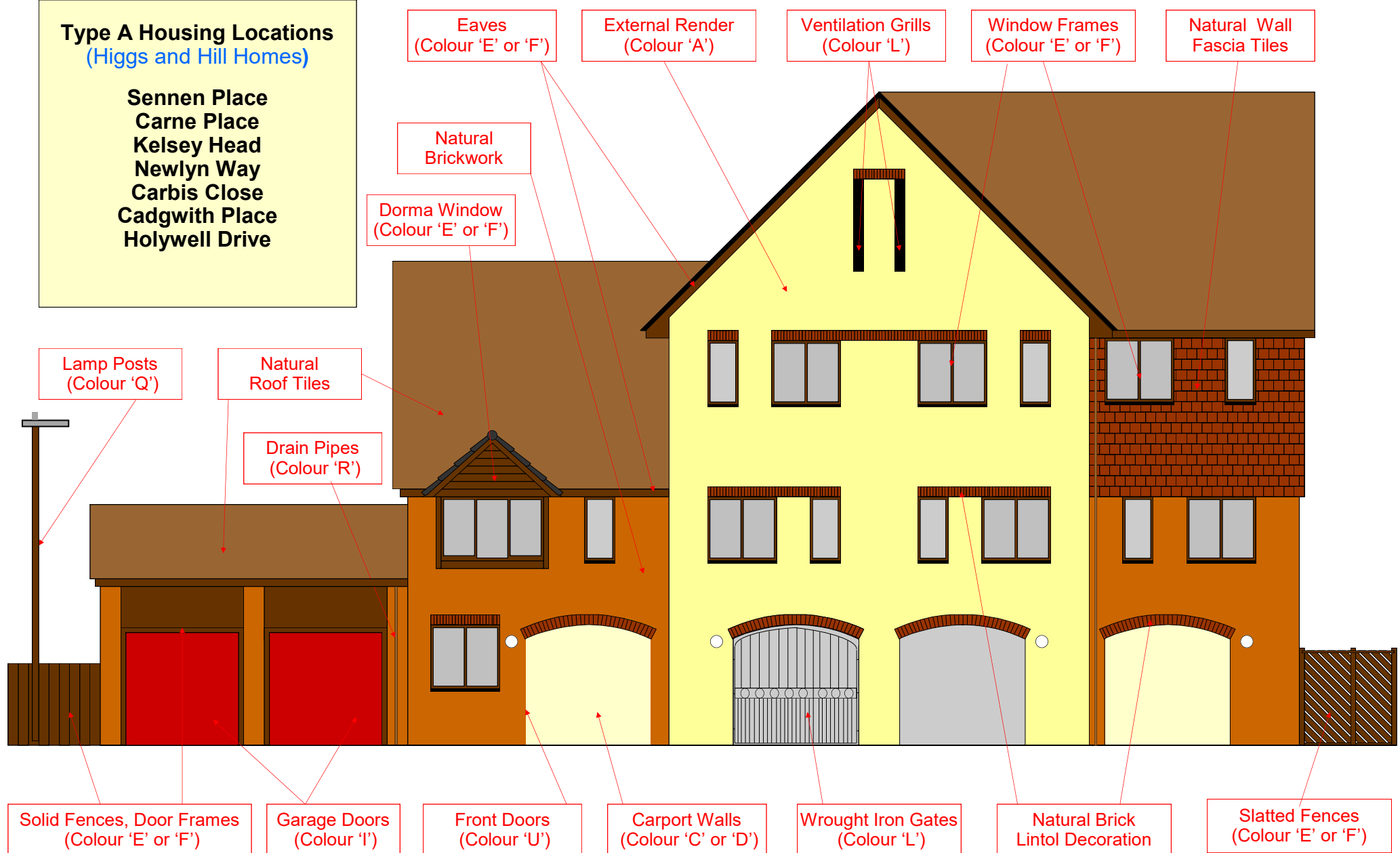
Total Units 423



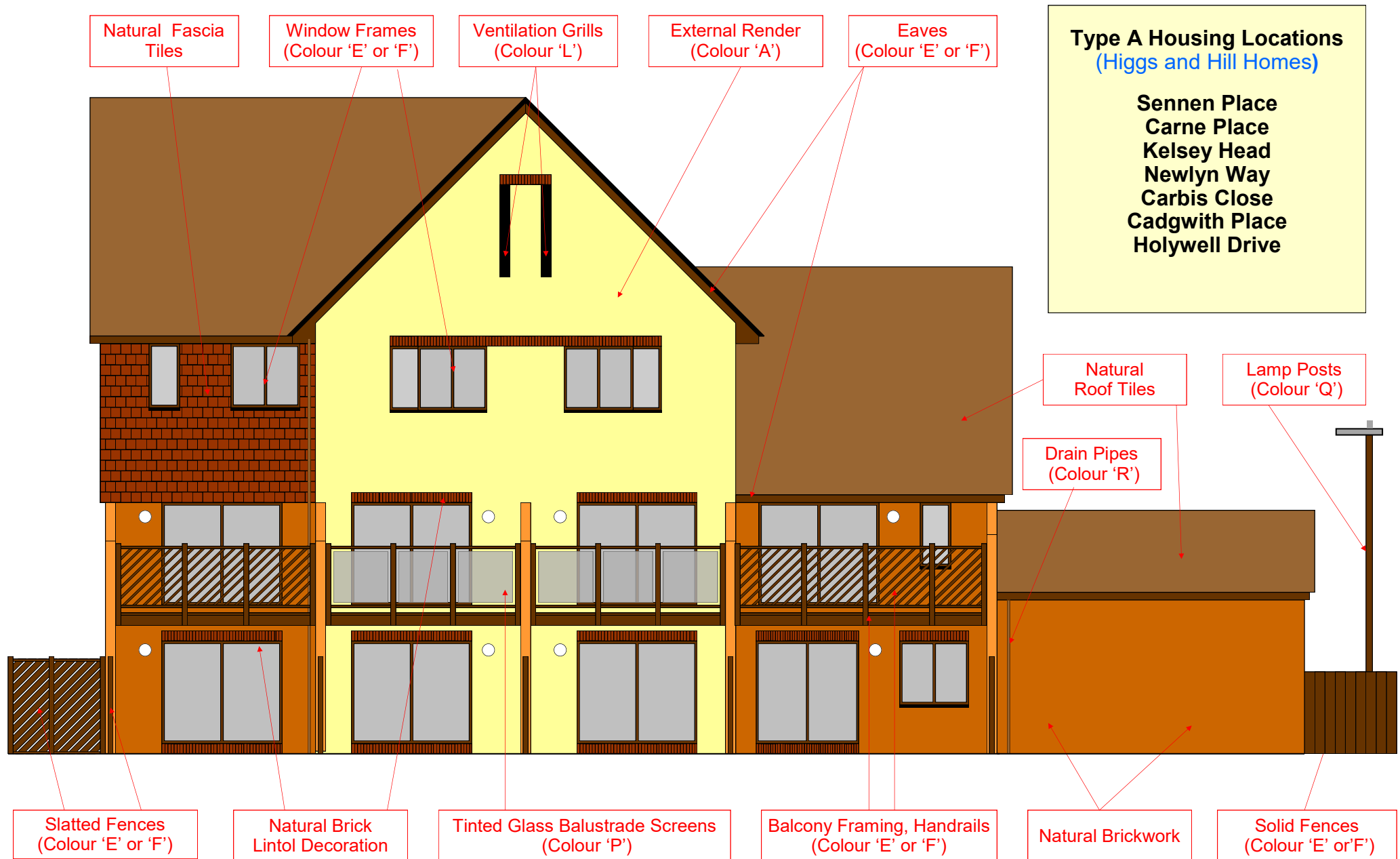
Port Solent **Type A** Housing - Paint Colour Guide - (Landside)

Type A Housing Locations (Higgs and Hill Homes)

Sennen Place
Carne Place
Kelsey Head
Newlyn Way
Carbis Close
Cadgwith Place
Holywell Drive



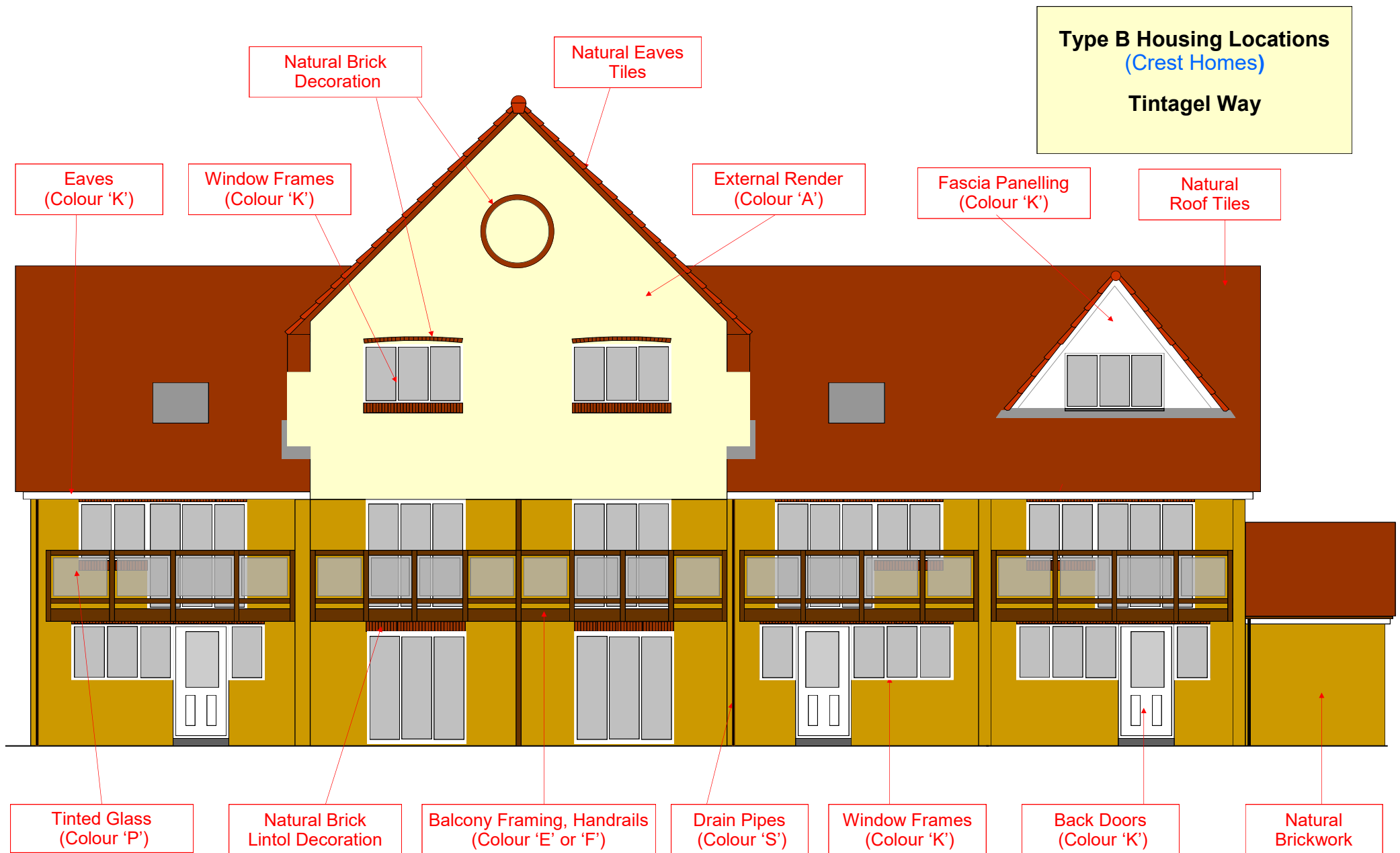
Port Solent **Type A** Housing - Paint Colour Guide - (Marina Side)



Port Solent **Type B** Housing - Paint Colour Guide - (Landside)



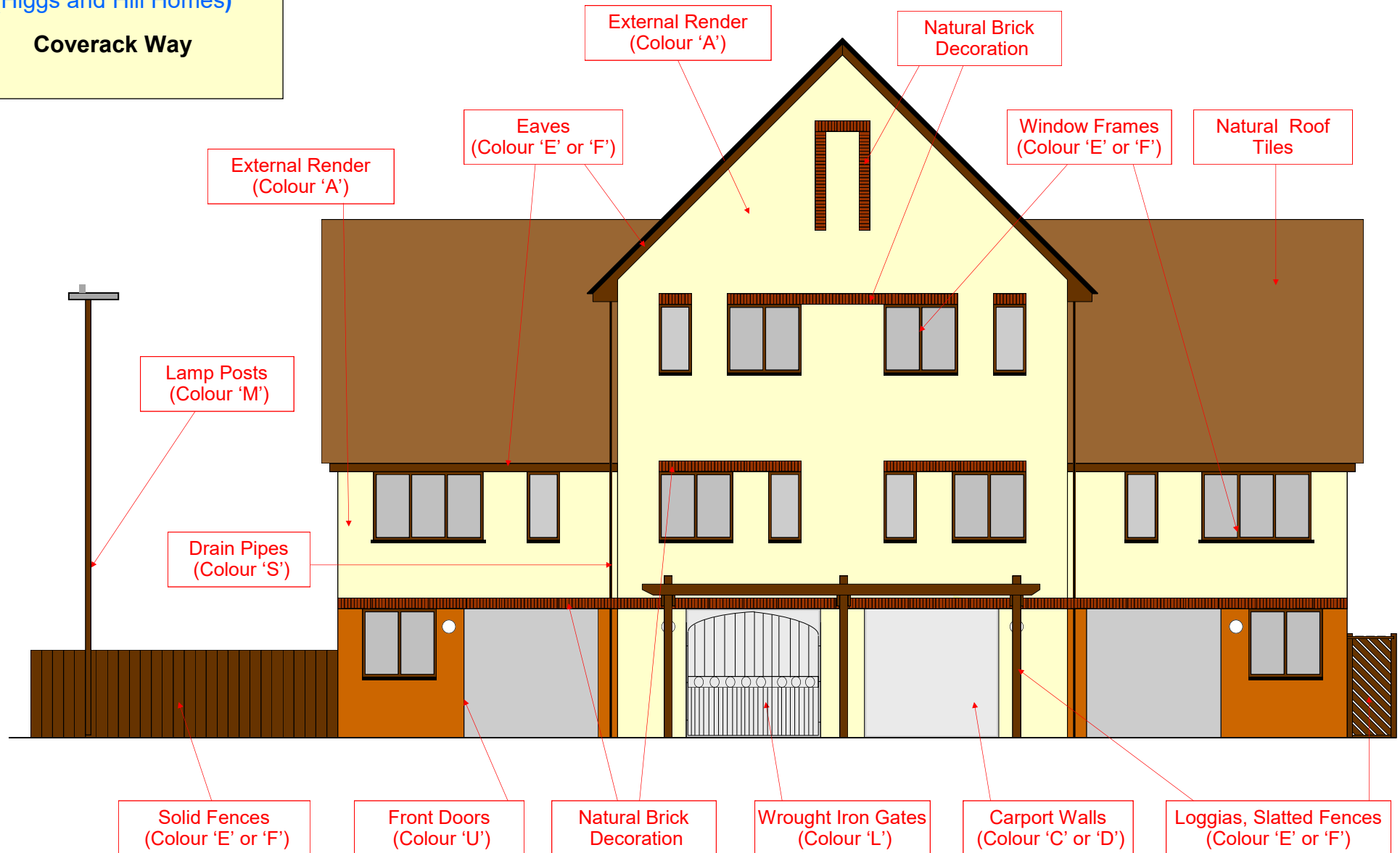
Port Solent **Type B** Housing - Paint Colour Guide - (Marina Side)



Port Solent **Type C** Housing - Paint Colour Guide - (Landside)

Type C Housing Locations
(Higgs and Hill Homes)

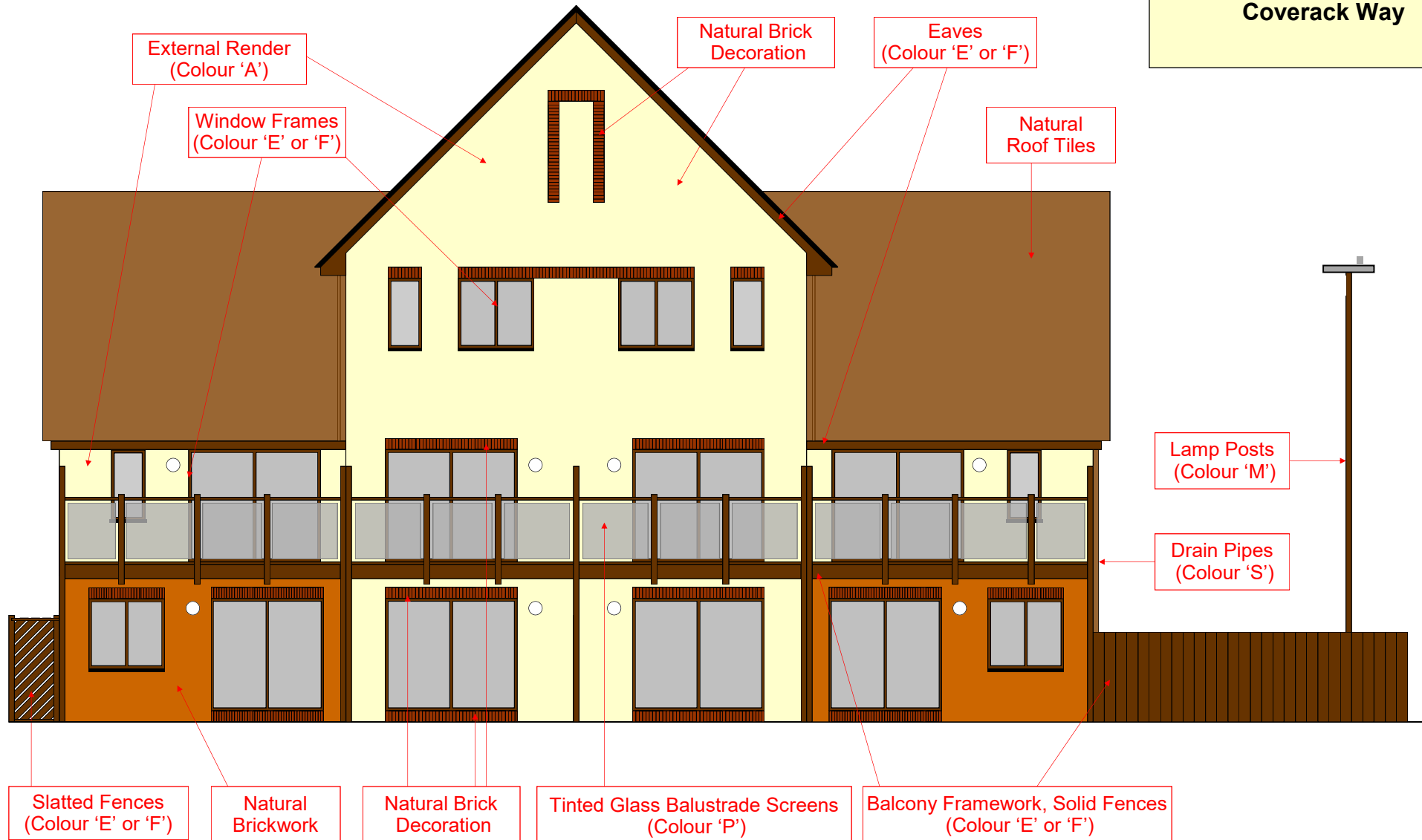
Coverack Way



Port Solent **Type C** Housing - Paint Colour Guide - (Marina Side)

Type C Housing Locations
(Higgs and Hill Homes)

Coverack Way



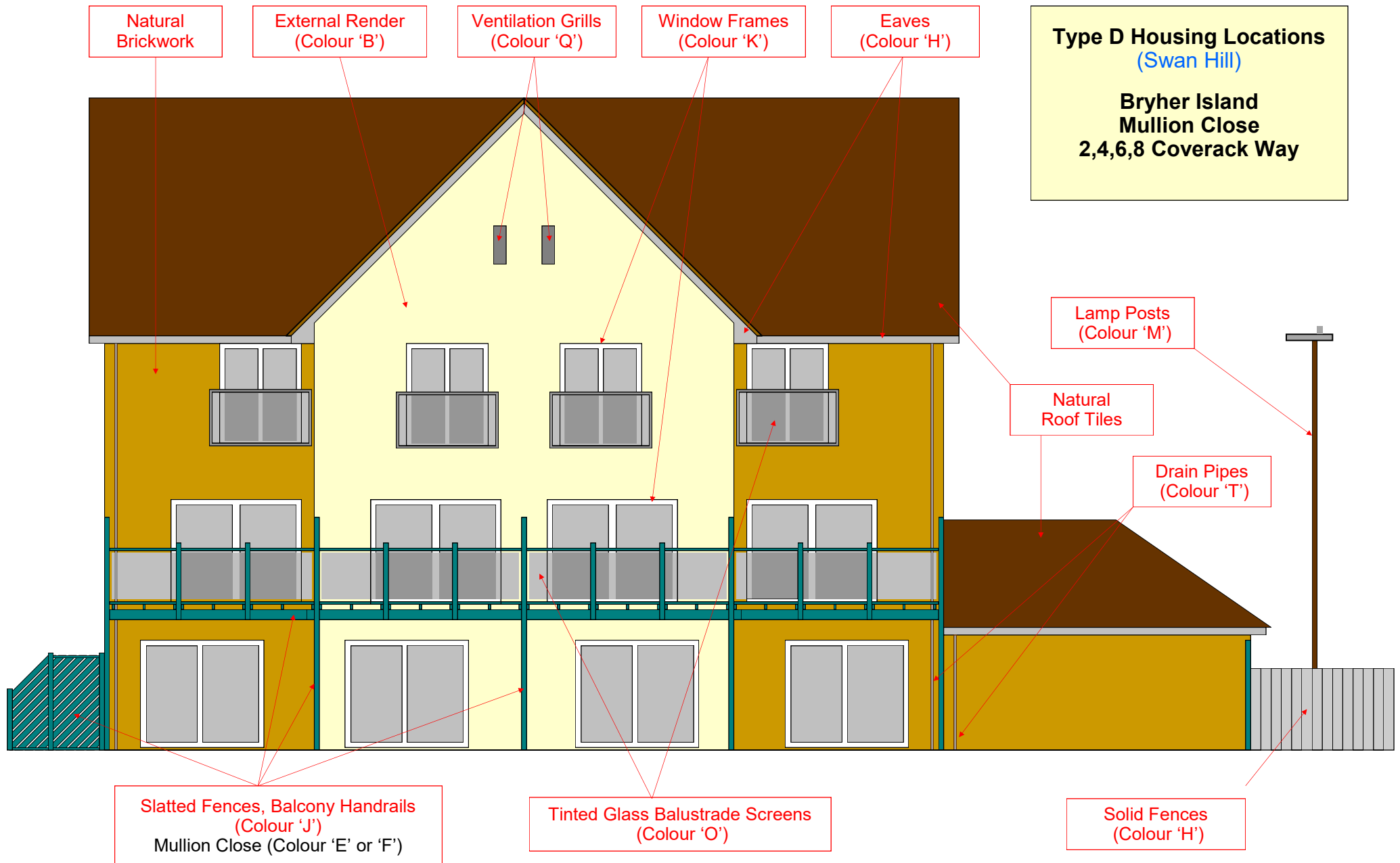
Port Solent **Type D** Housing - Paint Colour Guide - (Landside)

Type D Housing Locations (Swan Hill)

Bryher Island
Mullion Close
2,4,6,8 Coverack Way



Port Solent **Type D** Housing - Paint Colour Guide - (Marina Side)



PORT SOLENT HOUSE PAINT COLOUR SCHEDULE

Appendix 1

Location	Housing Type A Colour	Housing Type B Colour	Housing Type C Colour	Housing Type D Colour
External Render	A	A	A	B
Carport Walls	C or D	C or D	C or D	C or D
Eaves	E or F	K	E or F	H
Window Frames	E or F	K	E or F	E
Dormer Window Surround	E or F	K	E or F	-
Door frames	E or F	K	E or F	E
Front Doors	U	K	U	G
Back Doors	E or F	K	E or F	K
Garage Doors	I	K	-	H**
Ventilation Grills	L	-	-	Q
Balcony Handrails	E or F	E or F	E or F	J*
Balcony Framework	E or F	E or F	E or F	J*
Loggias	-	-	E or F	J*
Slatted Timber Fences	E or F	E or F	E or F	J*
Solid Timber Fences	E or F	E or F	E or F	H
Metal Framing	-	-	-	Q
Carport Gates	L	L	L	L
Lamp Posts	Q	M	M	M
Drain Pipes	R	S	S	T
Tinted Glass	P	P	P	O

* Mullion Close and 2,4,6,8 Caverack Way - Colour 'E' or 'F' on Marina Side

** Mullion Close Garages - May use Brewers 6 10YY7580 (Tawny Crest) - Colour NCSS2010-G3OY - Suitable for metal doors.

PORT SOLENT HOUSE PAINT COLOURS / PAINTS

Appendix 2

Paint	Colour	Description	Suppliers
A	Cream	Artex Textured Finish Exterior Hyclad Cream (5200125091) or Dulux Weathershield Textured Masonry Paint (County Cream) - Colour NCS 1515-Y20R	1, 2
B	Bryher Island White (Pale Ivory)	Crown Bryher Island White - a pale ivory, shell white colour or Sandtex High X-Posure Smooth Masonry Paint - (Colour F8,05,87) - Colour NCS 0907-Y10R	1, 2
C	Gardenia	Dulux Weathershield Smooth Masonry Paint (Gardenia) or Albany Smooth Masonry Paint (Gardenia) - Colour NCS 0907 Y30R	2, 3, 4, 5 1, 2
D	White	Dulux Weathershield Smooth Masonry Paint (White) or Albany Smooth Masonry Paint (White)	2, 3, 4, 5 1, 2
E	Teak	Sadolin Classic Exterior Wood Protection (Teak)	1, 2, 3, 4, 5
F	Black	Sadolin Classic Exterior Wood Protection (Ebony) (Black)	1, 2, 3, 4, 5
G	Stone Grey	Sadolin Superdec Opaque Timber Protection (Stone Grey) (Note - Front Doors may have different colours, white, different shades of blue, grey)	1, 2, 3, 4, 5
H	Stone Grey	Sadolin Superdec Opaque Timber Protection (Stone Grey) (Suitable on wood only)	1, 2, 3, 4, 5
I	Dark Cherry (Monarch Red)	(BS Colour Chart No. BS 04 D 45 = (Dark Cherry / Monarch Red)	2
J	Slate Grey Wild Thyme	Sadolin Classic Classic Exterior Wood Protection. (Grey Umber) or Cuprinol Heritage Shades All Weather Protection (Wild Thyme)	1, 2, 3, 4, 5

PORT SOLENT HOUSE PAINT COLOURS / PAINTS

Appendix 2

Paint	Colour	Description	Suppliers
K	White	Dulux Weathershield Exterior Gloss Paint (Pure Brilliant White) - Colour NCS P4168	2, 3, 4, 5
L	Black	Dulux Weathershield Exterior Gloss Paint (Black)	2, 3, 4, 5
M	Dark Brown	Dulux Weathershield Exterior Gloss Paint (Conker)	2, 3, 4, 5
O	Grey	Grey Tinted Glass	
P	Brown	Brown Tinted Glass	
Q	Mid Grey	Dulux Weathershield Exterior Gloss Paint (Mercury Mid Grey)	2, 3, 4, 5
R	Brown	Plastic drain pipes to be their natural finished colour	
S	Black	Plastic drain pipes to be their natural finished colour	
T	Grey	Plastic drain pipes to be their natural finished colour	
U	Optional	Owners may choose their own suitable and appropriate front door colour	1, 2, 3, 4, 5

NOTE - Descriptions in red indicate colour expectations found within the covenants.

PORT SOLENT HOUSE PAINT SUPPLIERS

Appendix 3

Supplier	Local Address	
1	Crown Decorating Centre Unit 2, Rodney Road Portsmouth, PO4 8SP	
2	Brewers Unit 7i Dickinson Road Pompey Centre Portsmouth, PO4 8ER	
3	Jewson Limited T/a Erith Bldg Supplies Knowsley Road Cosham Portsmouth, PO6 2PG	
4	B&Q DIY Supercentre Unit 4, The Pompey Centre Fratton Way Portsmouth PO4 8SL	
5	Brewers Industrial Estate 1 Fielder Drive Newgate Lane Fareham, PO14 1JE	