

# POSOL PAINT COLOUR GUIDE

At Port Solent there are four distinct housing types which were built by three different developers during a twelve year period between 1988 and 2000. Each developer imposed a number of covenants upon owners as each construction phase was completed.

The house deeds contain restrictions on external colours and Posol's approval is required for any deviation from the specified colours. The deeds were written between 20 and 30 years ago and colours that were popular, and easily available, at that time can now be difficult to obtain. While the deeds do include the relevant British Standard (BS number) not all local suppliers recognise the BS number for colour matching.

This paint guide therefore includes colours that Posol considers are reasonable substitutes for the colours specified in the covenants.

Most suppliers will be able to mix to NCS colours

This **POSOL Paint Colour Guide** shows typical elevations of each housing type with various colours identified on each elevation.

**Appendix 1 - Port Solent House Paint Colour Schedule.**

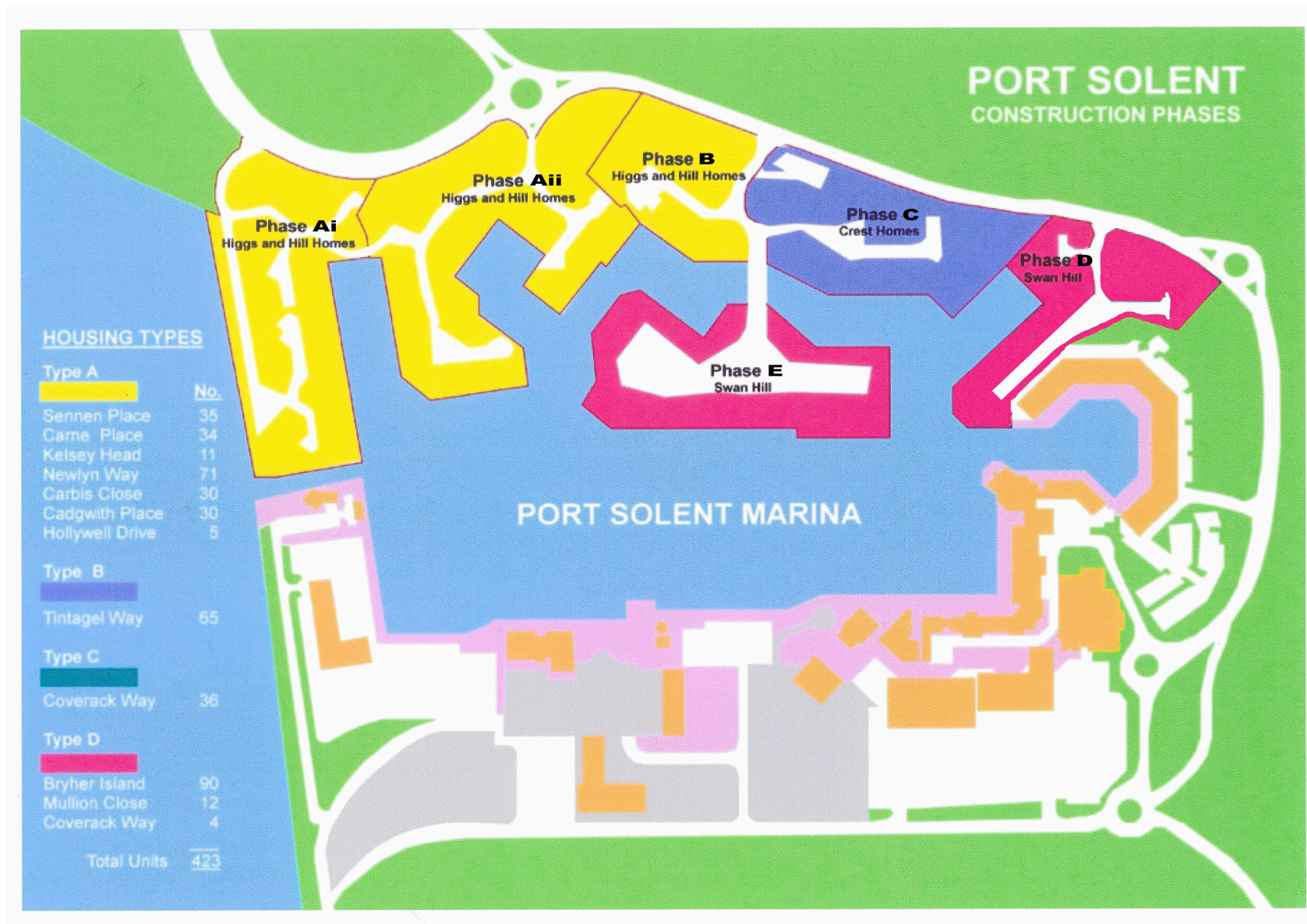
**Appendix 2 Paint colours and suppliers.**

**Appendix 3** identifies the names and addresses of local paint suppliers who can provide the paints.

**The Port Solent Estate** is enhanced by the architectural synergy between the houses together with their coordinated colour schemes.

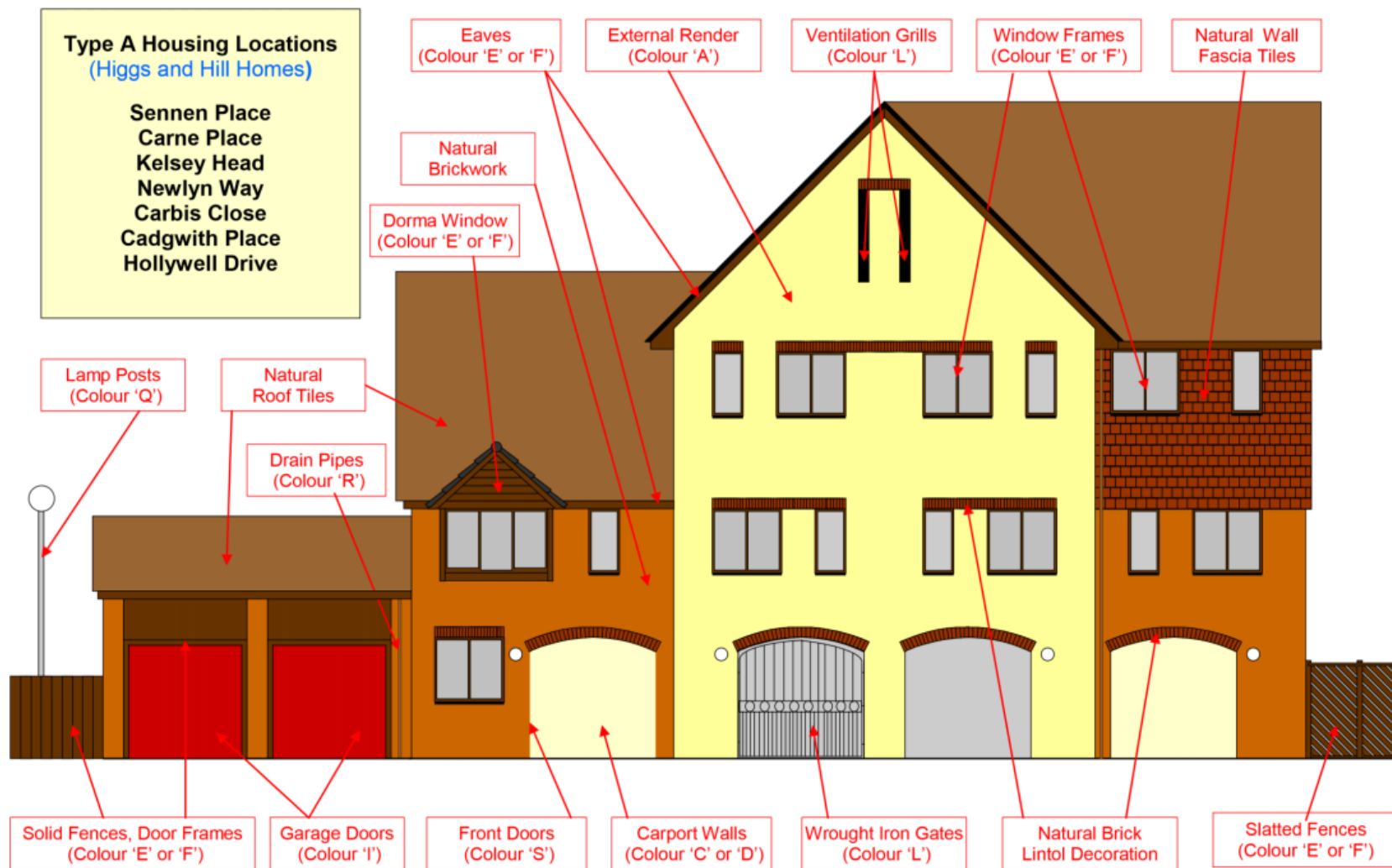
It only takes one non-compliant house to destroy the overall image, which is why these covenants are so important.

Approved by the Board 19 March 2021

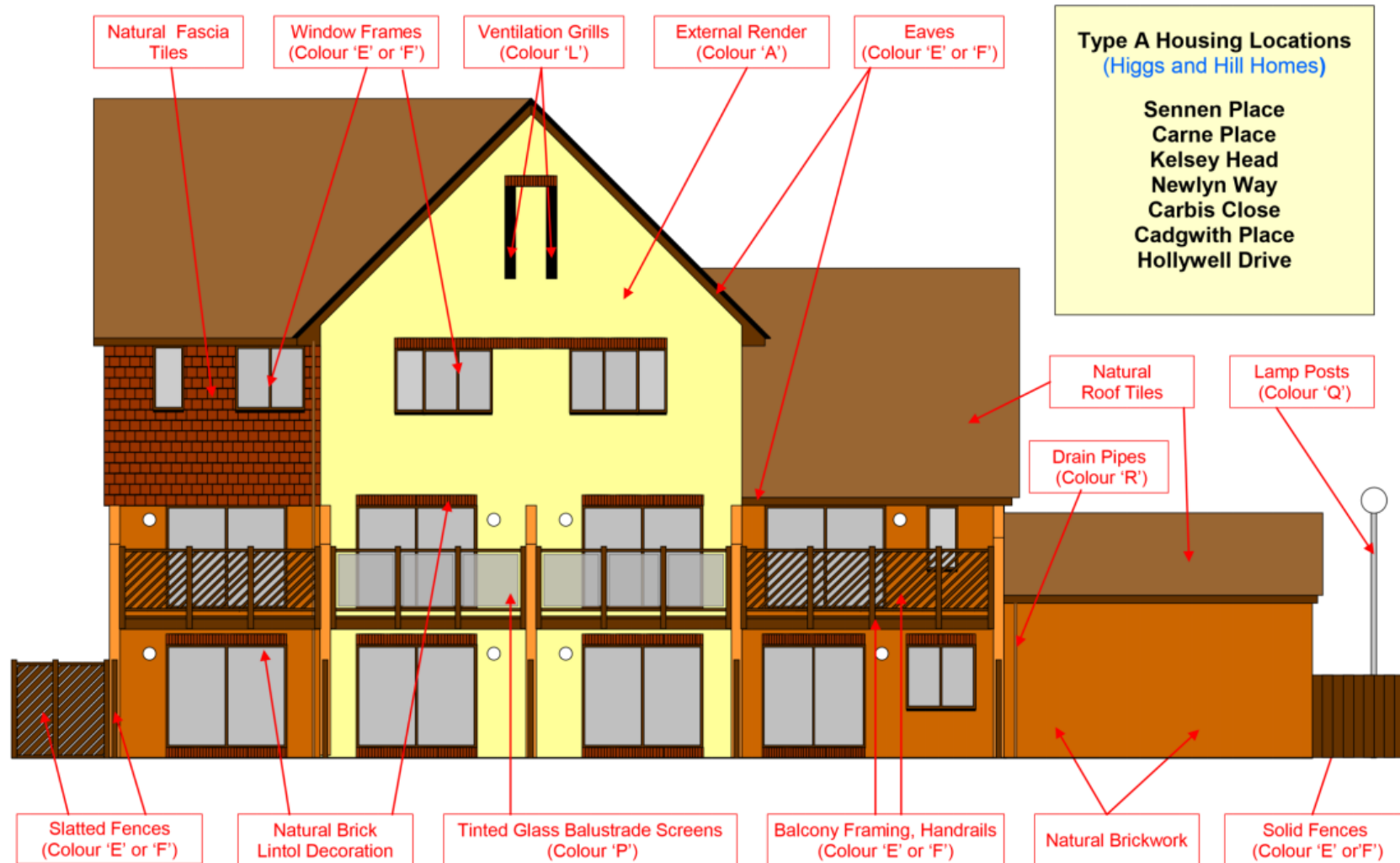




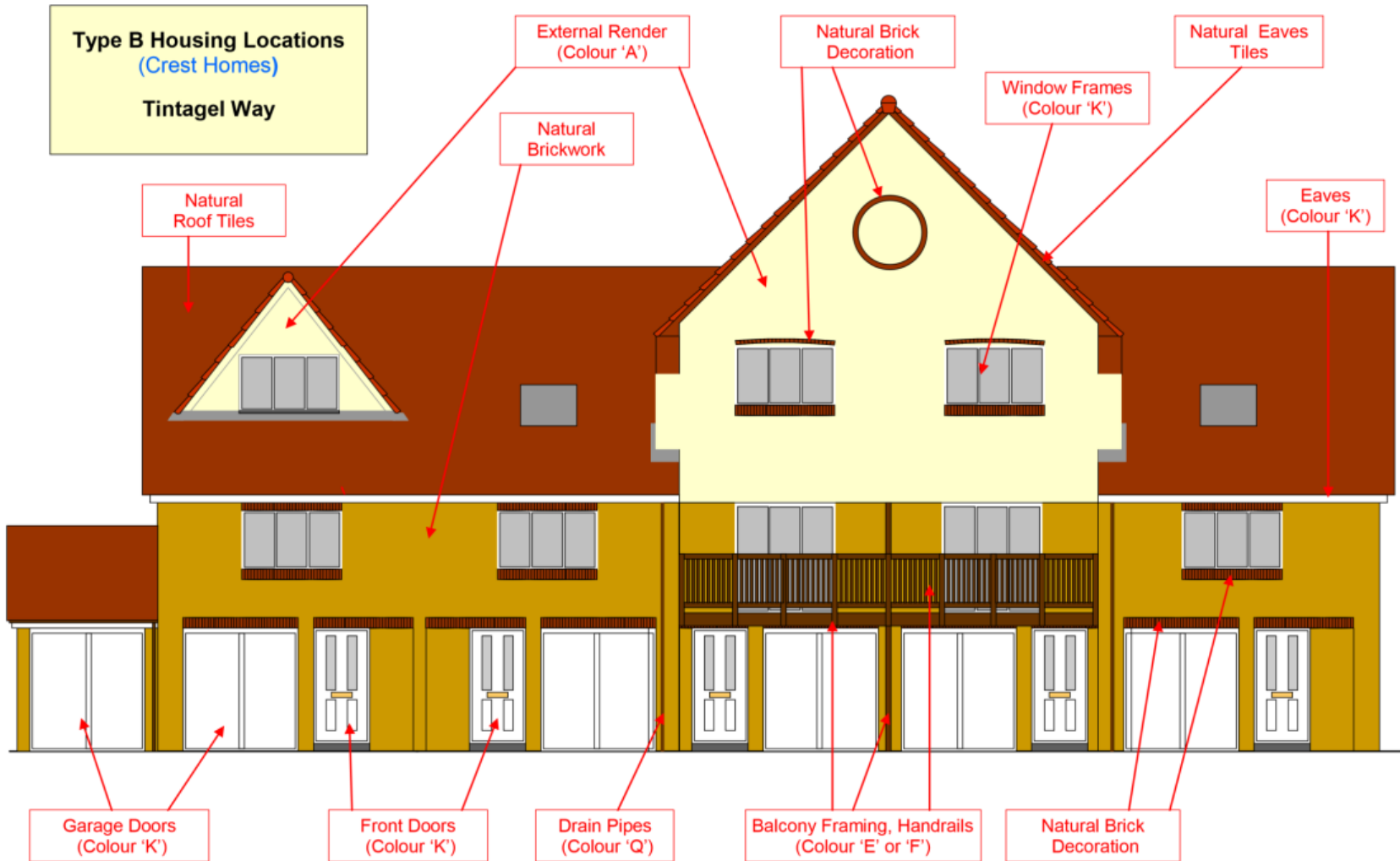
## Port Solent **Type A** Housing - Paint Colour Guide - (Landside)



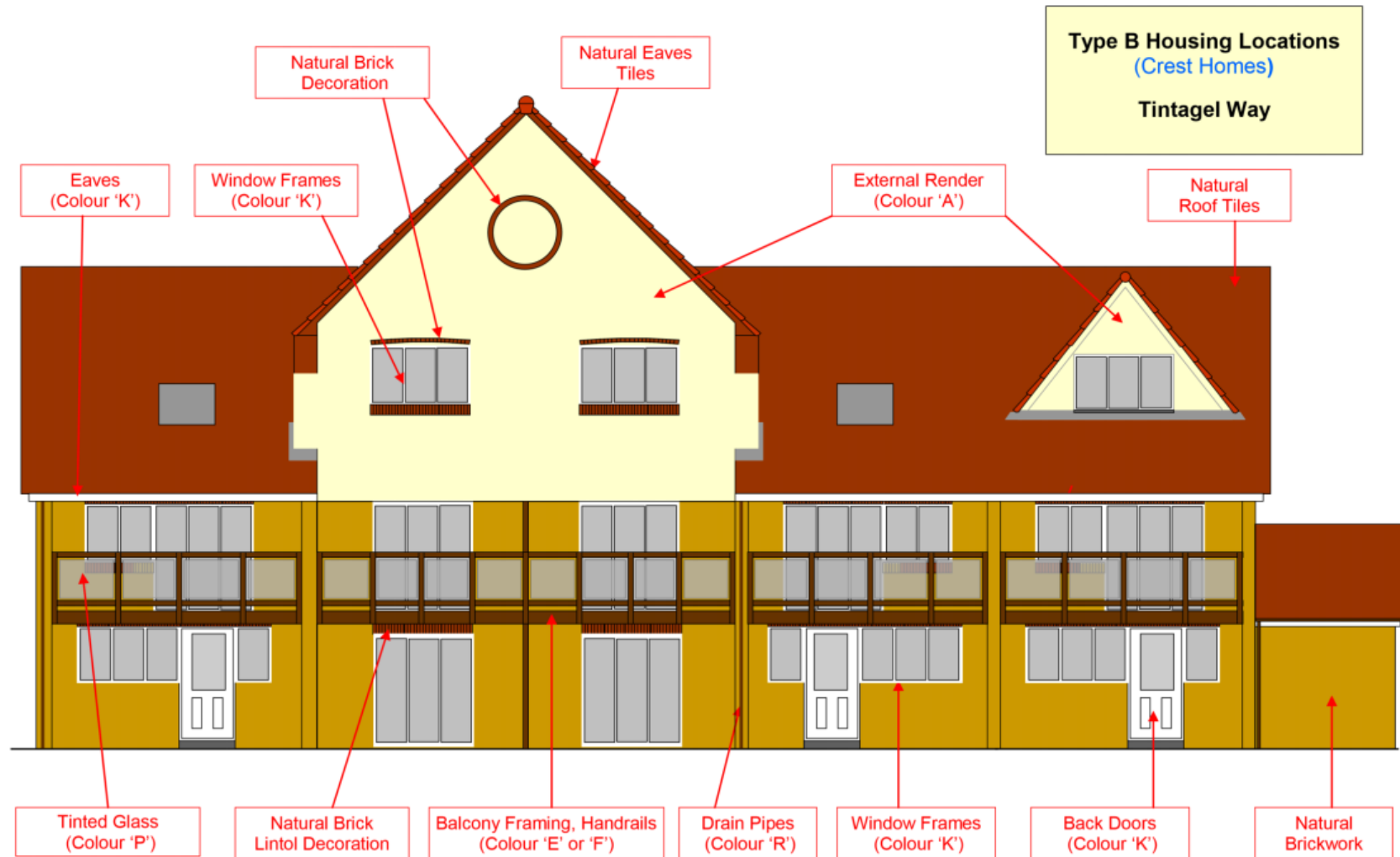
## Port Solent **Type A** Housing - Paint Colour Guide - (Marina Side)



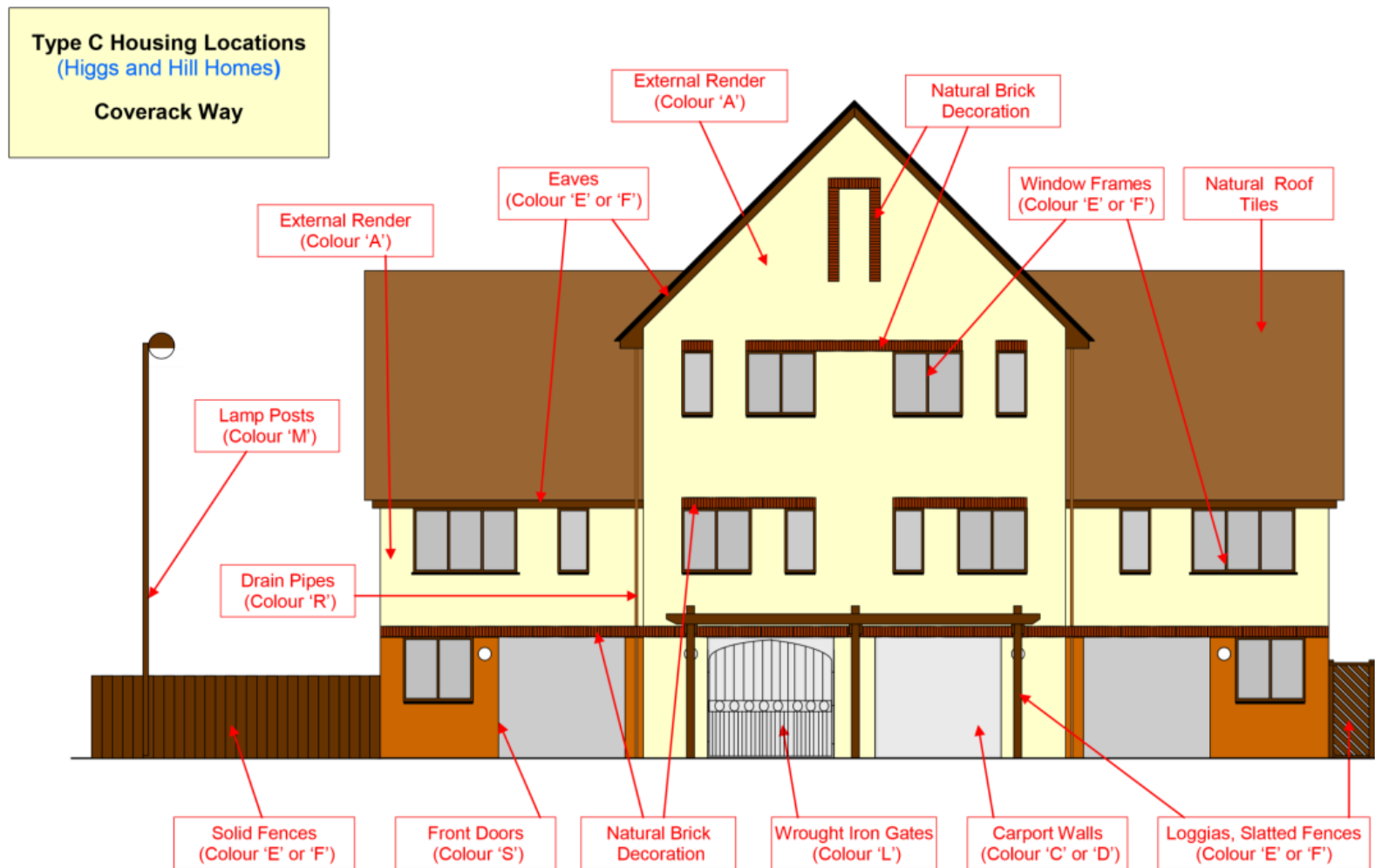
## Port Solent **Type B** Housing - Paint Colour Guide - (Landside)



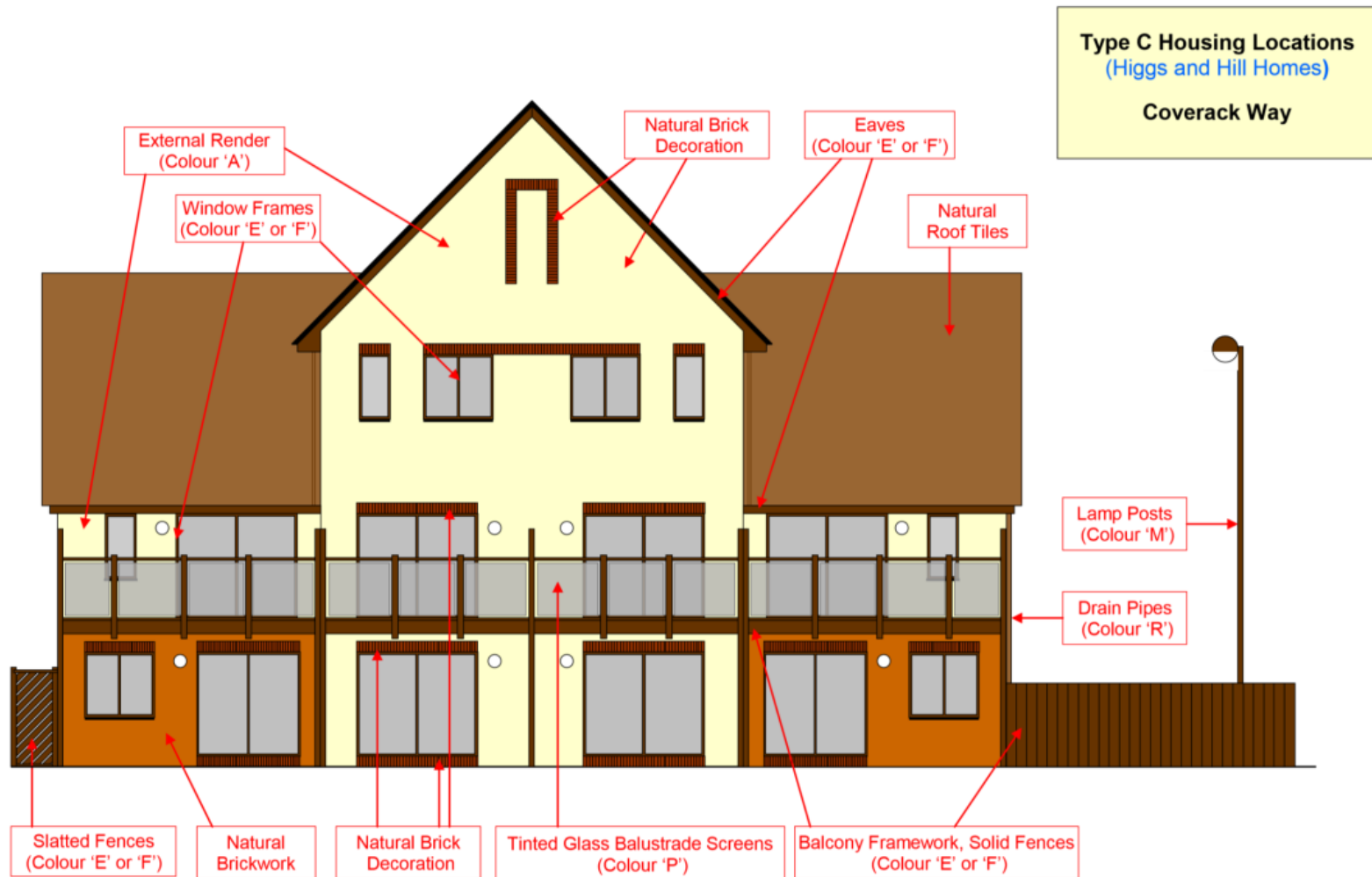
## Port Solent **Type B** Housing - Paint Colour Guide - (Marina Side)



## Port Solent **Type C** Housing - Paint Colour Guide - (Landside)

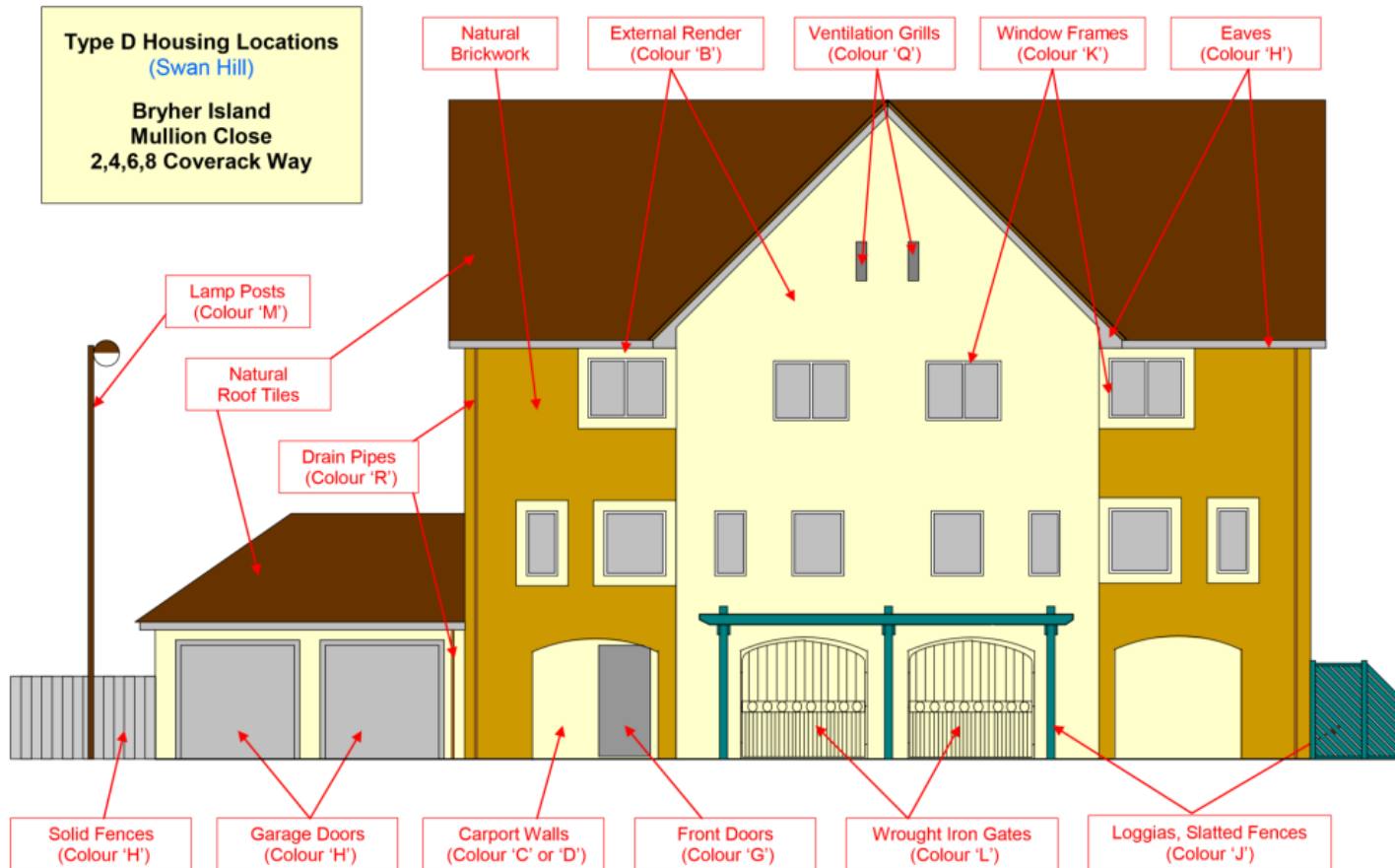


## Port Solent **Type C** Housing - Paint Colour Guide - (Marina Side)

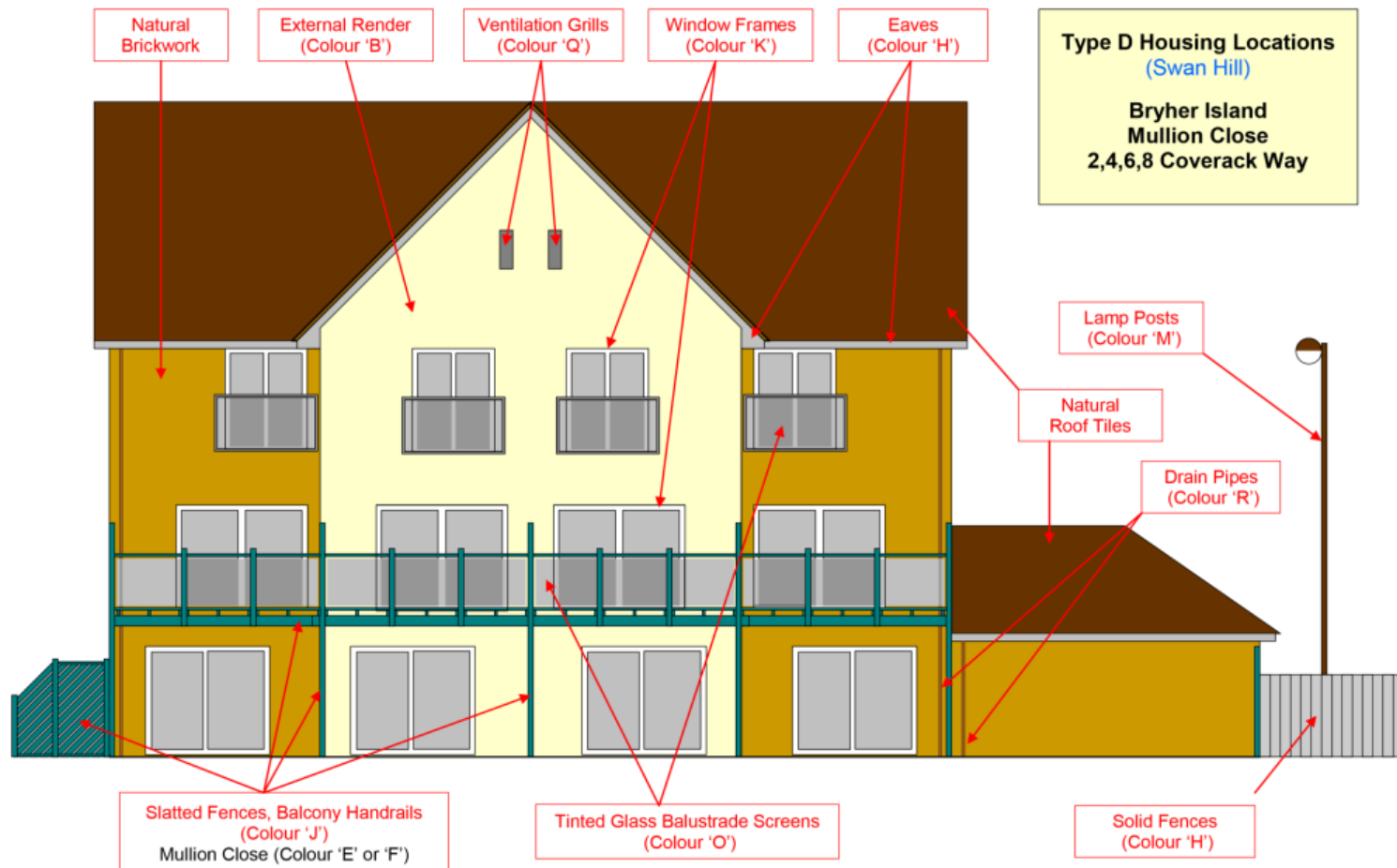




## Port Solent **Type D** Housing - Paint Colour Guide - (Landside)



## Port Solent **Type D** Housing - Paint Colour Guide - (Marina Side)



## PORT SOLENT HOUSE PAINT COLOUR SCHEDULE

## Appendix 1

Location	Housing Type A Colour	Housing Type B Colour	Housing Type C Colour	Housing Type
External Render	A	A	A	B
Carport Walls	C or D	C or D	C or D	C or D
Eaves	E or F	K	E or F	H
Window Frames	E or F	K	E or F	E
Dormer Window Surround	E or F	K	E or F	-
Door frames	E or F	K	E or F	E
Front Doors	S	K	S	G
Back Doors	E or F	K	E or F	K
Garage Doors (Not Mullion)	I	K	-	H
Garage Doors Mullion	-	-	-	T
Ventilation Grills	L	-	-	Q
Balcony Handrails	E or F	E or F	E or F	J*
Balcony Framework	E or F	E or F	E or F	J*
Loggias	E or F	E or F	E or F	J*
Slatted Timber Fences	E or F	E or F	E or F	J*
Solid Timber Fences	E or F	E or F	E or F	H
Metal Framing	-	-	-	Q
Carport Gates	L	L	L	L
Lamp Posts	Q	M	M	M
Drain Pipes	R	R	R	R
Tinted Glass	P	P	P	O

**Mullion Close and 2,4,6,8 Coverack Way - Colour 'E' or 'F' on Marina Side**

## PORT SOLENT HOUSE PAINT COLOURS / PAINTS

## Appendix 2

Paint	Colour	Description	Suppliers
<b>A</b>	<b>Cream</b>	Artex Textured Finish Exterior Hyclad Cream (5200125091) or Dulux Weathershield Textured Masonry Paint (County Cream) Colour NCS 1515-Y20R	1, 2
<b>B</b>	<b>Bryher Island White</b> (Pale Ivory)	Crown Bryher Island White - a pale ivory, shell white colour or Sandtex High X-Posure Smooth Masonry Paint - (Colour F8,05,87) Colour NCS 0907-Y10R	1, 2
<b>C</b>	<b>Gardenia</b>	Dulux Weathershield Smooth Masonry Paint (Gardenia) or Albany Smooth Masonry Paint (Gardenia) Colour NCS0907 Y30R	2, 3, 4, 5 1, 2
<b>D</b>	<b>White</b>	Dulux Weathershield Smooth Masonry Paint (White) or Albany Smooth Masonry Paint (White)	2, 3, 4, 5 1, 2
<b>E</b>	<b>Teak</b>	Sadolin Classic Exterior Wood Protection (Teak)	1, 2, 3, 4, 5
<b>F</b>	<b>Black</b>	Sadolin Classic Exterior Wood Protection (Ebony)	1, 2, 3, 4, 5
<b>G</b>	<b>Stone Grey</b>	Sadolin Superdec Opaque Timber Protection (Stone Grey) Front Doors may have different colours, white, shades of blue, grey	1, 2, 3, 4, 5
<b>H</b>	<b>Stone Grey</b>	Sadolin Superdec Opaque Timber Protection (Stone Grey)	
<b>I</b>		Colour BS 04 D 45	2
<b>J</b>	<b>Slate Grey</b>	Sadolin Classic Classic Exterior Wood Protection. (Grey Umber) or Cuprinol Heritage Shades All Weather Protection (Wild Thyme)	
<b>K</b>	<b>White</b>	Dulux Weathershield Exterior Gloss Paint (Pure Brilliant White) Colour NCS P4168	2, 3, 4, 5
<b>L</b>	<b>Black</b>	Dulux Weathershield Exterior Gloss Paint (Black)	2, 3, 4, 5
<b>M</b>	<b>Dark Brown</b>	Dulux Weathershield Exterior Gloss Paint (Conker)	2, 3, 4, 5
<b>O</b>	<b>Grey</b>	Grey Tinted Glass	
<b>P</b>	<b>Brown</b>	Brown Tinted Glass	
<b>Q</b>	<b>Mid Grey</b>	Dulux Weathershield Exterior Gloss Paint (Mercury Mid Grey)	2, 3, 4, 5
<b>R</b>	<b>Brown</b>	Drain pipes to be their natural finished colour	
<b>S</b>	<b>Optional</b>	Owners may choose their own suitable and appropriate front door	1, 2, 3, 4, 5
<b>T</b>	<b>Grey</b>	Brewers Albany Light Gloss Base, 1 litre manual mix (CPB15, CPG1, CPH8)	2

## PORT SOLENT HOUSE PAINT SUPPLIERS

## Appendix 3

Supplier	Local Address	
<b>1</b>	Crown Decorating Centre <i>Unit 2, Rodney Road Portsmouth, PO4 8SP</i>	
<b>2</b>	Brewers <i>Unit 7i Dickinson Road Pompey Centre Portsmouth, PO4 8ER</i>	
<b>3</b>	Jewson Limited <i>T/a Erith Bldg Supplies Knowsley Road Cosham Portsmouth, PO6 2PG</i>	
<b>4</b>	B&Q DIY Supercentre <i>Unit 4, The Pompey Centre Fratton Way Portsmouth PO4 8SL</i>	
<b>5</b>	Homebase <i>Ocean Retail Park Burrfields Road Portsmouth, PO3 5NP</i>	